

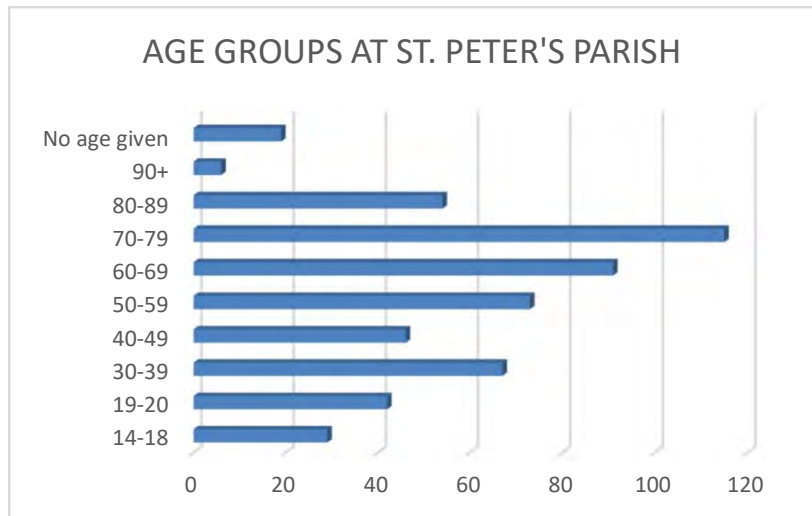
St. Peter's Parish Survey 2019

I would like to offer my gratitude to the 542 parishioners who took the time to participate in this survey, as well as Roseline Ferre (St. Joseph the Worker, Victoria) for compiling these results. These results are tremendously helpful to myself and the Parish Council in our Pastoral planning. We are very thankful for your contribution to the success of St. Peter's Parish.

In Communion,
Most Reverend Bishop Gary Gordon

TOTAL RESPONSES RECEIVED: 542

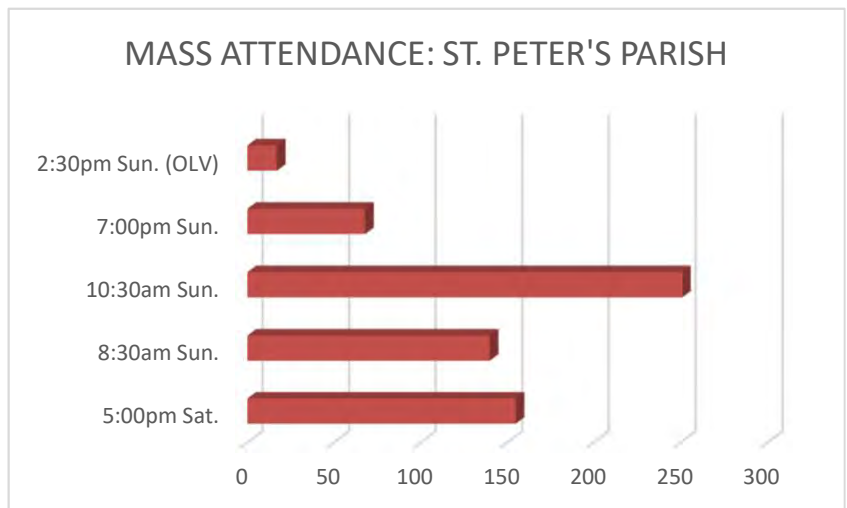
AGE GROUPS		%
14-18	29	5.35
19-20	42	7.75
30-39	67	12.36
40-49	46	8.49
50-59	73	13.47
60-69	91	16.79
70-79	115	21.22
80-89	54	9.96
90+	6	1.11
No age given	19	3.51



MASS ATTENDANCE:

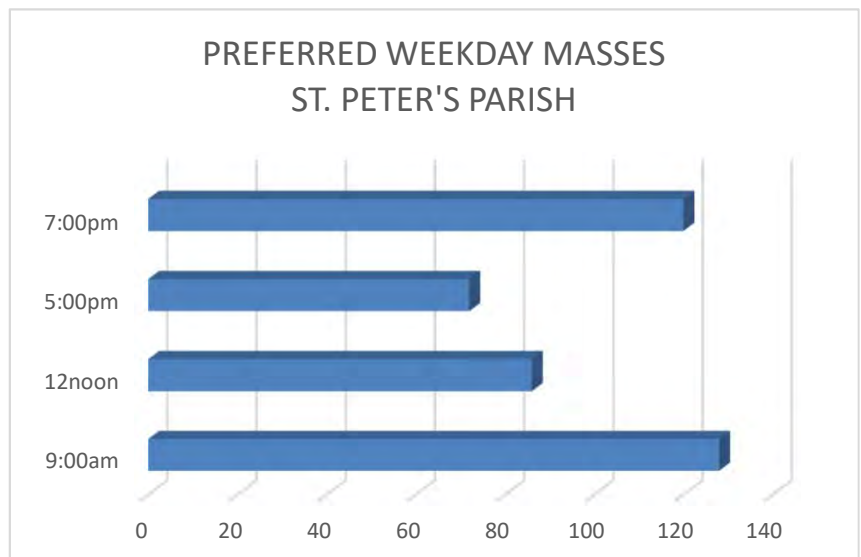
5:00pm Sat.	155
8:30am Sun.	140
10:30am Sun.	251
7:00pm Sun.	68
2:30pm Sun. (OLV)	17

Some responded with more than one time slot.



PREFERRED WEEKDAY MASS

9:00am	128
12noon	86
5:00pm	72
7:00pm	120



PRIORITIES

- Renew the spiritual life of St. Peter's Parish
- Improve access to building/office space/Priest' office
- Welcome new people to St. Peter's Parish
- Involve more people in St. Peter's ministries
- Missionary outreach in our Diocese and/or global outreach
- Improve accessibility for frail/mobility challenged/hearing impaired

RANKING FROM SHEET 'Data':



OUTREACH

- Children and Youth
- Young adults including university students
- People living in poverty/experiencing homelessness
- Families with young children (0-13)
- People who have left the Church
- Married couples
- Pastoral Outreach - people who are ill (homebound or hospital)
- Non-Catholic spouses and parents of school children
- Indigenous peoples
- Separated, divorced, widowed adults
- Ecumenical/interfaith relationships
- Seniors
- Unemployed adults
- LGBT (Lesbian, Gay, Bisexual, Trans-Gender)
- Refugees
- Prisoners

RANKING FROM SHEET 'Data':

